

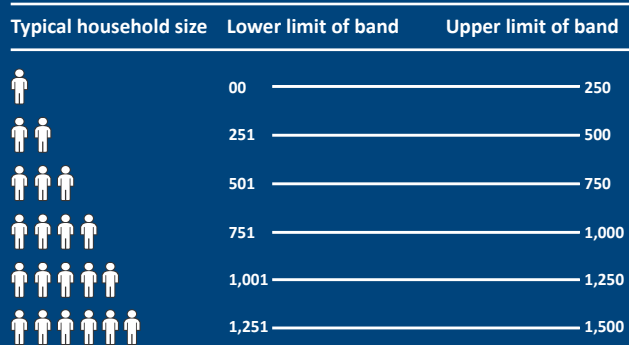
DID YOU KNOW?

In New Zealand, a person uses an average of 227 litres of water per day*.

* Source: learnz.org.nz

What's normal?





Average daily consumption in litres per day



Did you know? A hole in your water pipe can waste a lot of water. The diagram below shows the number of litres of water that can be lost depending on the size of the hole in your water pipe.

1,000 litres = 1 cubic metre

* (Litres)

A hole this size				
Loss per day*	546	1,637	19,530	51,479
Loss per month*	16,380	49,110	585,900	1,544,370

FURTHER INFORMATION NGĀ KŌREROHANGA TĀPIRI

This brochure is published by the Whakatāne District Council and is intended to provide general information only. It is not intended as a legal document and may not be applicable to all circumstances. For further information, please contact the Whakatāne District Council.

WHAKATĀNE DISTRICT COUNCIL

Commerce Street, Private Bag 1002,
Whakatāne 3158, New Zealand
P 07 306 0500 F 07 307 0718

MURUPARA SERVICE CENTRE

Civic Square, Pine Drive,
Murupara, New Zealand
P 07 366 5896 F 07 366 5897

TANEATUA AND WAIMANA

Water Meter Installation Project



Water is a precious resource and we are all responsible for ensuring we use water sustainably

Council reporting indicates that Tāneatua and Waimana households use much higher amounts of water than the national average. For example, an average family of four in this area uses 2,100 litres of water per day, compared to 910 litres nationally.

Water meters allow for more effective and efficient identification of leaks, as many underground leaks go undetected without proper monitoring.

Council approved a water meter installation project for Tāneatua and Waimana through the 2019-20 Annual Plan. **All properties in this area will have water meters installed from January 2020.** Once this area is fully metered, Council will be able to more effectively locate and fix water loss in the network.

The system for charging for water will not change in the short term. This means property owners will continue to be charged a supply fee included in the land rates, rather than per cubic metre of water used. If volumetric charging is introduced in the future, it will only be following a formal consultation process through the Long Term Plan.

In the meantime you'll be able to use your water meter to monitor your water usage, and detect and fix suspected leaks.

FAQs

Will contractors come onto my property?

Contractors will access the water toby at the entrance to your property, and then one outside tap to release air trapped in the pipe following installation.

How long will it take?

Each installation should take 30-60 minutes but in some cases, the contractor will require a water shutdown of up to four hours. In this instance, you will be given 48 hours' prior notice.

It is anticipated the entire installation project will be completed by 30 June 2020.

Will my water supply be affected?

Possibly - in some cases, the contractor will require a water shutdown of up to four hours. In this instance, you will be given 48 hours' prior notice.

Will I be charged more for water?

No. Property owners will continue to be charged a supply fee included in the land rates, rather than per cubic metre of water used.

Will I be charged for the installation of the water meter?

No. The water meter installation project has been budgeted for in the 2019-20 Annual Plan, so there will be no additional charges to the property owner.

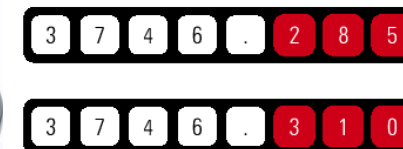
What do I do if the meter indicates a leak?

You will need to call a plumber to locate and fix the leak within your property.

Further information

If you have any questions, visit whakatane.govt.nz, phone 07 306 0500 or email info@whakatane.govt.nz.

Hot tips for water conservation



TOP TIP: Check for leaks once a month. Read your water meter, make sure you don't use any water for at least four hours – overnight is perfect - then read it again. If the readings are different, you probably have a leak.

- Fix leaky taps – a dripping tap can waste up to 72 litres of water per day.
- Check your toilet – put a few drops of food colouring in the cistern. If colour ends up in the toilet bowl without flushing, you have a leak. An average toilet leak could waste 1000 litres per day.
- Turn off taps – especially while rinsing dishes or brushing your teeth. Bathroom taps run at about 7.5 litres-per-minute, so turning off the tap while you're brushing or shaving can save hundreds of litres-per-month.
- Use the dual-flush button on your toilet – toilet flushing is the single highest use of water in your home, so use the right flush button for the occasion.